


HEADSTART

GERMAN PROGRAM

MODULE VII



U S DEPARTMENT OF HEALTH,
EDUCATION & WELFARE
NATIONAL INSTITUTE OF
EDUCATION

THIS DOCUMENT HAS BEEN REPRODUCED EXACTLY AS RECEIVED FROM THE PERSON OR ORGANIZATION ORIGINATING IT. POINTS OF VIEW OR OPINIONS STATED DO NOT NECESSARILY REPRESENT OFFICIAL NATIONAL INSTITUTE OF EDUCATION POSITION OR POLICY.

"PERMISSION TO REPRODUCE THIS MATERIAL HAS BEEN GRANTED BY

Robert P. Schoffner
Adjutant

TO THE EDUCATIONAL RESOURCES INFORMATION CENTER (ERIC)."

Prepared by
DEFENSE LANGUAGE INSTITUTE
FOREIGN LANGUAGE CENTER

SEPTEMBER 1977

THIS PUBLICATION IS TO BE USED PRIMARILY IN SUPPORT OF TRAINING MILITARY PERSONNEL AS PART OF THE DEFENSE LANGUAGE PROGRAM (RESIDENT AND NONRESIDENT). INQUIRIES CONCERNING THE USE OF THESE MATERIALS, INCLUDING REQUESTS FOR COPIES, SHOULD BE ADDRESSED TO:

DEFENSE LANGUAGE INSTITUTE
FOREIGN LANGUAGE CENTER
NONRESIDENT INSTRUCTION DIVISION
PRESIDIO OF MONTEREY, CA 93940

TOPICS IN THE AREAS OF POLITICS, INTERNATIONAL RELATIONS, MORES, ETC., WHICH MAY BE CONSIDERED AS CONTROVERSIAL FROM SOME POINTS OF VIEW ARE SOMETIMES INCLUDED IN LANGUAGE TRAINING FOR DLIFLC STUDENTS, SINCE MILITARY PERSONNEL MAY FIND THEMSELVES IN POSITIONS WHERE CLEAR UNDERSTANDING OF CONVERSATIONS OR WRITTEN MATERIAL OF THIS NATURE WILL BE ESSENTIAL TO THEIR MISSION. THE PRESENCE OF CONTROVERSIAL STATEMENTS--WHETHER REAL OR APPARENT--IN DLIFLC MATERIALS SHOULD NOT BE CONSTRUED AS REPRESENTING THE OPINIONS OF THE WRITERS, OF THE DEFENSE LANGUAGE INSTITUTE, OR OF THE DEPARTMENT OF DEFENSE.

CONTENTS

Introduction	1
Unit 1	2
Objectives	2
Exercises	2
Self-evaluation Quiz	9
Key to Self-evaluation Quiz	11
Guide for Review	12
Supplementary Exercise A	12
Supplementary Self-evaluation Quiz A	13
Supplementary Exercise B	14
Supplementary Self-evaluation Quiz B	15
Unit 2	18
Objectives	18
Exercises	18
Self-evaluation Quiz	28
Key to Self-evaluation Quiz	31
Guide for Review	32
Supplementary Exercise A	32
Supplementary Self-evaluation Quiz A	34
Supplementary Exercise B	36
Supplementary Self-evaluation Quiz B	37
Supplementary Exercise C	38
Supplementary Self-evaluation Quiz C	39
Vocabulary	40

MODULE 7

INTRODUCTION

All the action in this module takes place at the post office. At German post offices you can do a lot more than just buy stamps and mail letters. For instance, you can make phone calls at a public phone (Fernsprecher) and send telegrams. As a matter of fact, that's the only place where you can send a telegram, since telephone and telegram service are provided by the Federal Post Office, the Bundespost.

Work diligently and carefully with this module. Using a telephone can be difficult if you don't understand the instructions you will see or hear. Teaching you how to overcome this problem, is one of the main objectives of this module.

DLI German Headstart

Note on Page Numbering:

The printed components of the DLI German Headstart course (Modules I, II, III, ..., IX), depending on the practice of the individual printer, were sometimes grouped into booklets of three or more with continuous page numbering (1, 2, 3, ...). In order to facilitate the consultation of this present collection, the individual Modules have been separated; however, the original page numbering has been retained. Consequently, some Modules begin with numbers that might appear out of sequence (for example: Module 2 begins with page 37).

MODULE 7

UNIT I

OBJECTIVES

When you complete this unit, you will be able to:

- a. Tell an official at the post office that you want to make a long distance call to a friend in New York.
- b. Follow the official's instructions on how to make a long distance call.
- c. Understand and read signs in a phone booth.
- d. Buy stamps at the post office.
- e. Mail a letter or a package.
- f. Send a telegram.

EXERCISES

AT THE POST OFFICE

- Mike: Can I make a phone call here?
- Official: Yes. Local or long distance call?
- Mike: I would like to call a friend in New York.
- Official: What number?
- Mike: (212) 260-4512.
- Official: Go to booth 1. When it rings, pick up the receiver.

(After the Telephone Conversation)

- Official: That was three minutes. You pay 31 marks.

AUF DER POST



Mike: Kann ich hier telefonieren?

Beamter: Ja. Orts- oder Ferngespräch?

Mike: Ich möchte einen Freund in New York anrufen.

Beamter: Welche Nummer?

Mike: (212) 260-4512.

Beamter: Gehen Sie in Zelle 1. Wenn es klingelt, nehmen Sie den Hörer ab.

(Nach dem Telefongespräch)

Beamter: Das waren drei Minuten. Sie zahlen DM 31,--.

EXERCISE 15.

1. Kann ich hier telefonieren?
2. Ich möchte telefonieren.
3. Ich möchte einen Freund in New York anrufen.
4. Ich möchte eine Freundin in New York anrufen.


EXERCISE 17.

Ich kann Sie nicht hören.	I can't hear you.
Sprechen Sie bitte lauter!	Speak louder, please.
Ich kann Sie nicht verstehen.	I can't understand you.
Sprechen Sie bitte langsam!	Please speak slowly.

EXERCISE 19.

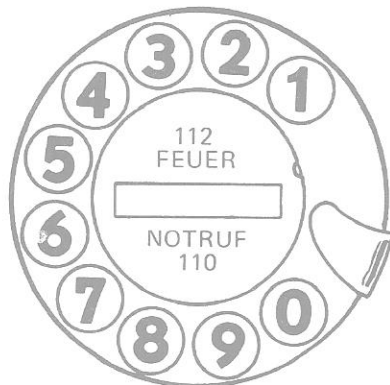
Einen Augenblick, bitte!	One moment, please.
Bleiben Sie am Apparat!	Hold the line.
Kann ich etwas ausrichten?	Can I take a message?

EXERCISE 20.



Hörer abnehmen.	Pick up the receiver.
30 Pf. in den Apparat werfen.	Deposit 30 pfennig in the phone.
Nummer wählen.	Dial the number.
Geldrückgabe	Money Return
Vorwahl	Area Code

(06 11) 54 38 37



EXERCISE 21.

1. Nummer wählen!
2. 30 Pfennig in den Apparat werfen!
3. Hörer abnehmen!
4. Geldrückgabe
5. Vorwahl
6. Notruf
7. Feuer

EXERCISE 22.



Briefmarken
die Briefmarke



der Brief



die Postkarte (die Karte)

Ich möchte Briefmarken für einen Brief nach Bonn.
Ich möchte Briefmarken für eine Karte nach Köln.

EXERCISE 23.


1. München
2. Düsseldorf
3. Frankfurt

EXERCISE 24.


Ich möchte einen Luftpostbrief nach Amerika aufgeben.



Ich möchte ein Paket nach Amerika aufgeben.



Ich möchte ein Telegramm nach Amerika aufgeben.



EXERCISE 26.

1.



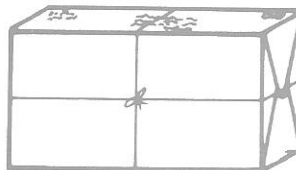
AMERIKA

2.



HEIDELBERG

3.



BONN

EXERCISE 27.

	Am Telefon	On the Phone
1. Mike:	Hier Halloway.	Halloway speaking. (lit., here)
Müller:	Hier Müller.	Müller here.
Mike:	Können Sie lauter sprechen? Ich kann Sie nicht hören.	Can you speak louder. I can't hear you.
Müller:	Ja, gern. Hier Müller. Können Sie heute abend um acht Uhr zum Essen kommen?	Yes, certainly. Müller speaking. Can you come to dinner this evening at 8 o'clock?
Mike:	Vielen Dank, Herr Müller. Ich komme sehr gern.	Thank you very much, Mr. Müller. I'll be very glad to come.
2. Mike:	Sprechen Sie bitte langsam. Ich kann Sie nicht verstehen.	Please speak slowly. I can't understand you.
Deutscher:	Sind Sie Amerikaner?	Are you American?
Mike:	Ja, ich spreche nicht gut Deutsch.	Yes. I don't speak German well.
	Auf der Post	At the Post Office
3. Jane:	Ich möchte einen Luftpostbrief nach Amerika aufgeben.	I'd like to mail an airmail letter to America.
Beamter:	Einen Augenblick, bitte. Das kostet DM 1,50.	One moment, please. That costs 1 mark 50.
Jane:	Bitte sehr.	There you are.

4. Mike: Ich möchte Brief-
marken für eine
Karte nach Amerika. I would like stamps
for a card to America.
- Beamtin: Das macht DM 1,50
mit Luftpost. That comes to 1 mark 50
via airmail.
- Mike: Hier bitte. Here you are.
- Beamtin: Danke. Thank you.

SELF-EVALUATION QUIZ

PART I.

Write down the English translation of the signs below on a sheet of paper. Then check your answers with the key. If you made any mistakes, consult the "Guide for Review" after you have taken the remainder of the quiz.

1. Hörer abnehmen.
2. 30 Pf. in den Apparat werfen.
3. Nummer wählen.
4. Geldrückgabe
5. Vorwahl
6. Notruf
7. Absender
8. Empfänger
9. Feuer

Read the instructions for Part II before starting your tape again.

PART II.

In this part you will hear eight items in German. You will hear each item twice. Select the correct translation from the three choices in your book by writing A, B, or C on a sheet of paper. After you finish this part, check your answers with the key at the end of the Self-evaluation Quiz. If you made any mistakes, make a note of the item number. Start your tape now.

1. A. long distance call
B. local call
C. phone booth
2. A. telephone conversation
B. local call
C. long distance call

3. A. Go into booth 1.
B. Pay one mark.
C. Go to the telephone.
4. A. Is it ringing?
B. Hold the line.
C. Pick up the receiver.
5. A. Money Return.
B. One moment please.
C. Dial the number.
6. A. Hold the line.
B. Deposit the money.
C. Stay in the booth.
7. A. When it rings ...
B. When you call ...
C. When you pay ...
8. A. Dial 3350.
B. Deposit DM 33,50.
C. You pay DM 33,50.

PART III.

You will hear five situations explained to you in English. The same explanations are in your book. For each of these situations you will hear three German expressions. Select the German expression most appropriate to the situation by writing A, B, or C on a sheet of paper. After you finish this part of the quiz, check your responses with the key at the end of the Self-evaluation Quiz. If you made any mistakes, make a note of the item number and continue with the quiz.

1. You want to ask the postal official if you can make a phone call. What would you say?
2. You would like to call a girl friend in New York. What would you say?
3. You want to ask somebody to speak louder. What would you say?
4. You want to tell somebody that you cannot understand him. What would you say?
5. You want to tell the postal official that you would like to mail a package. What would you say?

PART IV.

You will be given five directions. Say the appropriate sentence or question in German. When you hear "STOP," stop speaking and check what you said with the tape. If you didn't know what to say in the time provided, make a note of the item number and consult the "Guide for Review."

1. Tell the postal official that you would like to make a telephone call.
2. Tell the postal official that you want to call a (male) friend in New York.
3. Tell the postal official that you would like stamps for a card to Stuttgart.
4. Politely tell someone to speak slowly.
5. Tell the postal official that you would like to mail an airmail letter to America.

This is the end of the Self-evaluation Quiz. If you made any mistakes on any of the parts, consult the "Guide for Review." If you made no mistakes, continue to Unit 2.

KEY TO SELF-EVALUATION QUIZ

PART I.

1. Pick up the receiver.
2. Deposit 30 pfennigs.
3. Dial the number.
4. Money Return
5. Area Code
6. Emergency
7. Sender
8. Addressee
9. Fire

PART II.

1. B
2. C
3. A
4. C
5. B
6. A
7. A
8. C

PART III.

- | | |
|------|------|
| 1. B | 4. C |
| 2. C | 5. A |
| 3. B | |

GUIDE FOR REVIEW

If you made mistakes on any of the parts listed below, do the exercises indicated.

Part I	Questions 1-9:	Do Supplementary Exercise A.
Part II	Questions 1, 4, 7-8: Questions 5-6:	Review the conversation. Do Supplementary Exercise A.
Part III	Questions 1-5:	Do Supplementary Exercise B.
Part IV	Questions 1-5:	Do Supplementary Exercise B.

SUPPLEMENTARY EXERCISE A.

Cover the English translation, read the German items, and translate them into English. Do this exercise until you can translate without hesitation.

a. Vorwahl	Area Code
b. Hörer abnehmen.	Pick up the receiver.
c. Nummer wählen.	Dial the number.
d. Bleiben Sie am Apparat.	Hold the line.
e. Geldrückgabe	Money Return
f. 30 Pf. in den Apparat werfen.	Deposit 30 pfennigs.
g. Einen Augenblick, bitte.	One moment, please.
h. Notruf	Emergency
i. Absender	Sender
j. Empfänger	Addressee
k. Feuer	Fire

SUPPLEMENTARY SELF-EVALUATION QUIZ A

Select the correct German phrase or word.

1. Area Code
 - A. Geldrückgabe
 - B. Vorwahl
2. Long distance call
 - A. Ortsgespräch
 - B. Ferngespräch
3. Hold the line.
 - A. Bleiben Sie am Apparat.
 - B. Nehmen Sie den Hörer ab.
4. One moment, please.
 - A. Ich kann Sie nicht verstehen.
 - B. Einen Augenblick, bitte.
5. Addressee
 - A. Empfänger
 - B. Absender
6. Emergency
 - A. Notruf
 - B. Hörer

KEY.

1. B 2. B 3. A 4. B 5. A 6. A

SUPPLEMENTARY EXERCISE B.

1. Select the correct German equivalent for each of the following.

- a. Kann ich hier telefonieren?
(1) Where can I make a phone call here?
(2) Can I make a phone call here?
- b. Ich kann Sie nicht verstehen.
(1) I can't understand you.
(2) I can't hear you.
- c. Ich möchte ein Paket aufgeben.
(1) I'd like to mail a package.
(2) I'd like some stamps.
- d. Ich möchte eine Freundin in New York anrufen.
(1) I'd like to call a friend (male) in New York.
(2) I'd like to call a girl friend in New York.
- e. Ich möchte telefonieren.
(1) I'd like to make a phone call.
(2) I want to make a phone call.
- f. Ich möchte einen Luftpostbrief aufgeben.
(1) I'd like to mail an airmail letter.
(2) I'd like to mail a card.
- g. Ich möchte Briefmarken für eine Karte nach Köln.
(1) I'd like stamps for a letter to Cologne.
(2) I'd like stamps for a card to Cologne.

KEY.

- a. (2) b. (1) c. (1)
d. (2) e. (1) f. (1)
g. (2)

2. Cover the German sentences and say the English sentences in German. Check your translations by uncovering the German sentences one at a time.

- | | |
|--|---|
| a. When can I make a phone call? | Wann kann ich telefonieren? |
| b. I'd like to mail an air-mail letter to America. | Ich möchte einen Luftpostbrief nach Amerika aufgeben. |
| c. I cannot hear you. | Ich kann Sie nicht hören. |
| d. I can't understand you. | Ich kann Sie nicht verstehen. |
| e. Can you speak slowly? | Können Sie langsam sprechen? |
| f. I can speak louder. | Ich kann lauter sprechen. |
| g. I'd like to call my friend. | Ich möchte meinen Freund anrufen. |

Now follow the same procedure by covering the English sentences and translating from German into English.

SUPPLEMENTARY SELF-EVALUATION QUIZ B

PART I.

For each of the following situations select the appropriate German response.

1. You want to tell someone that you can't understand him. What would you say?
 - A. Ich kann Sie nicht hören.
 - B. Ich kann Sie nicht verstehen.
 - C. Ich kann Sie nicht sehen.
2. You want stamps for a letter to Augsburg. What would you say?
 - A. Ich möchte Briefmarken für eine Karte nach Augsburg.
 - B. Ich möchte einen Brief nach Augsburg aufgeben.
 - C. Ich möchte Briefmarken für einen Brief nach Augsburg.

3. You want to place a call to your girl friend in New York. What would you say?
- A. Ich möchte meinen Freund in New York anrufen.
 - B. Ich möchte einen Brief nach New York aufgeben.
 - C. Ich möchte meine Freundin in New York anrufen.
4. You want to ask if you can make a phone call here. What would you say?
- A. Kann ich hier telefonieren?
 - B. Wann kann ich telefonieren?
 - C. Wo kann ich telefonieren?

KEY.

1. B 2. C 3. C 4. A

PART II.

Cover the right column and say the phrases in the left column in German.

- | | |
|---|--|
| 1. Please speak slowly. | Sprechen Sie bitte langsam. |
| 2. I can't hear you. | Ich kann Sie nicht hören. |
| 3. I'd like to mail an air-mail letter. | Ich möchte einen Luftpostbrief aufgeben. |
| 4. Please speak louder. | Sprechen Sie bitte lauter. |
| 5. I'd like to make a phone call. | Ich möchte telefonieren. |

If you made no mistakes and do not have to do any other exercises, you may go on to Unit 2. If you did make a mistake, review Supplementary Exercise B.

UNIT 2

OBJECTIVES

After completing this unit, you will be able to:

- a. Make a local telephone call to tell someone where you are and ask how to get to his apartment.
- b. Understand instructions about where to transfer, where to get off, and where you will be picked up.
- c. Understand and say time using the 12-hour system.

EXERCISES

ON THE TELEPHONE

Müller: Müller speaking.

Mike: This is Mike. Mr. Müller, I am at the post office at Kaiserplatz. How do I get to your apartment?

Müller: Take bus no. 6 and then streetcar no. 3.

Mike: Where do I have to transfer?

Müller: At the train station. The streetcar goes to the airport. Get off at Berliner Straße. I'll pick you up there at a quarter past six.

AM TELEFON

- Müller: Hier Müller.
- Mike: Hier Mike. Herr Müller, ich bin auf der Post am Kaiserplatz. Wie komme ich zu Ihrer Wohnung?
- Müller: Nehmen Sie Bus Nummer 6 und dann Straßenbahnlinie 3.
- Mike: Wo muß ich umsteigen?
- Müller: Am Bahnhof. Die Straßenbahn fährt zum Flughafen. Steigen Sie an der Berliner Straße aus. Ich hole Sie da um Viertel nach sechs ab.

EXERCISE 14.

auf - at
Ich bin auf dem Bahnhof.
Ich bin auf der Post.
Ich bin auf Zimmer 23.

EXERCISE 15.

Ich bin vorm Bahnhof.
Ich bin vor dem Bahnhof.
Ich bin vorm Hotel.
Ich bin vor dem Hotel.
- - - - -
Ich bin vor der Kaserne.

EXERCISE 16.

1. Ich bin auf der Bank
2. Ich bin auf der Polizei.
3. Ich bin vor dem Bahnhof.
4. Ich bin vor der Post.
5. Ich bin vorm Hotel.


EXERCISE 18.

Ich hole Sie am Flughafen ab.	(der Flughafen)
Ich hole Sie am Rathaus ab.	(das Rathaus)
Ich hole Sie an der Bushaltestelle ab.	(die Bushaltestelle)

EXERCISE 19.

Holen Sie mich bitte am Bahnhof ab.
Holen Sie mich bitte am Hotel ab.
Holen Sie mich bitte an der Kaserne ab.


EXERCISE 20.



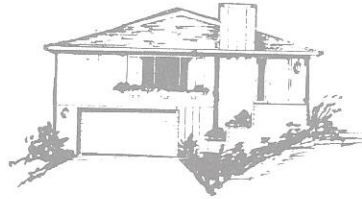
EXERCISE 21.

die Wohnung

Wie komme ich zu Ihrer Wohnung?

das Haus

Wie komme ich zu Ihrem Haus?



zum	"to the" with all <u>der</u> and <u>das</u> words
zur	"to the" with all <u>die</u> words
zu Ihrem	"to your" with all <u>der</u> and <u>das</u> words
zu Ihrer	"to your" with all <u>die</u> words

EXERCISE 23.

Wo muß ich umsteigen?

Sie müssen am Bahnhof umsteigen.

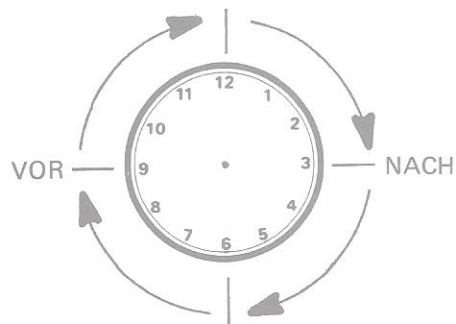
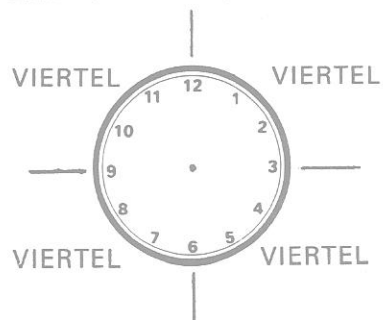
Wo muß ich aussteigen?

Sie müssen an der Berliner Straße aussteigen.


Wo muß ich einsteigen?

Sie müssen an der Post einsteigen.

EXERCISE 25.


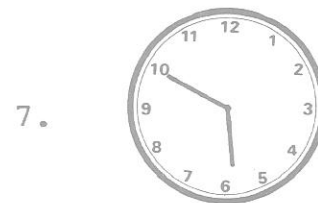


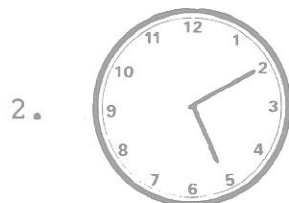




EINE MINUTE


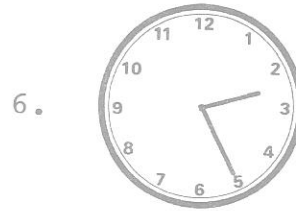






FÜNF MINUTEN

EXERCISE 26.





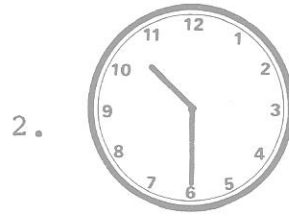



EXERCISE 27.



EXERCISE 29.











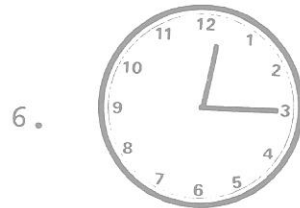






EXERCISE 30.



7:15	Viertel acht Viertel nach sieben	7:45	dreiviertel acht Viertel vor acht
------	-------------------------------------	------	--------------------------------------






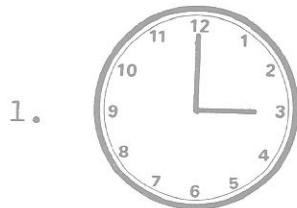
EXERCISE 31.



EXERCISE 32.

- | | |
|----------|----------|
| 1. 4.15 | 4. 1.15 |
| 2. 2.45 | 5. 6.00 |
| 3. 12.30 | 6. 11.30 |

EXERCISE 33.



EXERCISE 34.

1. Ich hole Sie um vier Uhr ab.
2. Ich rufe Sie um halb neun an.
3. Kommen Sie bitte um Viertel vor zehn.
4. Ich hole Sie zwanzig Minuten nach zwei am Bahnhof ab.
5. Ich rufe Herrn Müller um Viertel nach sieben an.

EXERCISE 35.

- | | | |
|------------|---|--|
| 1. Mike: | Welchen Bus muß ich nehmen? | Which bus do I have to take? |
| Müller: | Nehmen Sie Bus Nummer 7. | Take bus number 7. |
| Mike: | Wo muß ich aussteigen? | Where do I have to get off? |
| Müller: | An der Post. | At the post office. |
| Mike: | Können Sie mich dort abholen? | Can you pick me up there? |
| Müller: | Ja, gern. | Yes, I'll be glad to. |
| 2. Jane: | Entschuldigen Sie bitte. Fährt der Bus zum Flughafen? | Excuse me please. Is the bus going to the airport? |
| Deutscher: | Nein. Sie müssen Straßenbahnlinie 4 nehmen. | No. You have to take streetcar number 4. |
| Jane: | Vielen Dank. | Thank you very much. |

Am Telefon

On the Phone

3. Mike: Hier Mike. Wie komme ich zu Ihrem Haus, Herr Müller?
Müller: Wo sind Sie?
Mike: Ich bin auf der Bank am Marktplatz.
Müller: Gut, ich hole Sie dort ab. Ich bin in zehn Minuten dort.
4. Mike: Entschuldigen Sie bitte. Wieviel Uhr ist es?
Deutsche: Es ist fünf Minuten vor acht.
Mike: Und wann fährt der Zug nach Frankfurt ab?
Deutsche: Um acht Uhr zehn.
Mike: Vielen Dank.
- This is Mike. How do I get to your house, Mr. Müller?
Where are you?
I'm at the bank on the Marktplatz.
Fine. I'll pick you up there. I'll be there in ten minutes.
- Excuse me please. What time is it?
It's five minutes to eight.
And when does the train to Frankfurt leave?
At ten minutes after eight.
Thank you very much.

SELF-EVALUATION QUIZ

PART I.

In this part you will hear seven items in German. You will hear each item twice. Select the correct translation from the three choices in your book by writing A, B, or C on a sheet of paper. After you finish this part, check your answers with the key at the end of the Self-evaluation Quiz. If you made any mistakes, do Supplementary Exercise A before doing the remainder of this quiz. Start the tape now.

1. A. You have to transfer at the station.
B. You can get off at the station.
C. You have to stay at the station.
2. A. You can get on at the airport.
B. Don't transfer at the airport.
C. You have to transfer at the airport.
3. A. Are you in the post office?
B. Are you in front of the post office?
C. Do you go to the post office?
4. A. Get off at the Marktplatz.
B. Get off before the Marktplatz.
C. Get off at the Marktstraße.
5. A. I'll stay at the streetcar stop.
B. I'll pick you up at the streetcar stop.
C. I'll go to the streetcar stop.
6. A. I'm going to the police station.
B. I'm in front of the police station.
C. I'm at the police station.
7. A. I'll pick you up at 2:30.
B. Please pick me up at 1:30.
C. Please pick me up at 12:30.

PART II.

You will hear seven situations in English. The same explanations are in your book. For each of these situations you will hear three German expressions. Select the German expression most appropriate to the situation by writing A, B, or C on a sheet of paper. After you finish this part of the quiz, check your responses with the key at the end of the Self-evaluation Quiz.

If you made any mistakes, make a note of the item number and continue to Part III. Start the tape now.

1. You are on the phone and want to tell Mr. Müller that you are at the post office. What would you say?
2. You want to tell Mr. Müller that you are in front of the department store. What would you say?
3. You want to ask Mr. Müller how to get to his apartment. What would you say?
4. You want to ask Mr. Müller where you have to transfer. What would you say?
5. You want to find out if you have to get off at the station. What would you say?
6. You want to ask Mr. Müller if he'll pick you up. What would you say?
7. You want to tell someone that you'll stay until 7:30. What would you say?

PART III.

You will be given six directions. Say the appropriate sentence or question in German. When you hear "STOP," stop speaking and check what you said with the tape. If you didn't know what to say in the time provided, make a note of the item number and go on. Start the tape again.





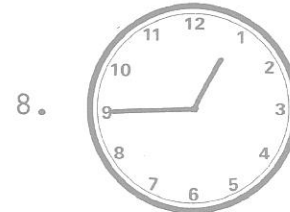
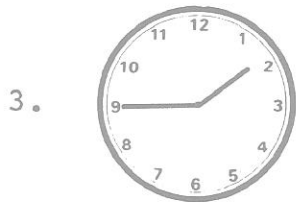




1. You are on the phone. Tell Mr. Müller that you are at the airport.
2. Tell someone that you are in front of the barracks.
3. Ask Mr. Müller how to get to his apartment.
4. Ask Mr. Müller where you have to transfer.
5. Ask Mr. Müller if you have to get off at the city hall.
6. Ask Mr. Müller if he will pick you up.

PART IV.

You will hear the time in German. Each of the six time expressions will be given twice. Write down the time after you hear it. When you finish this part, check your answers with the key. If you made any mistakes, make a note of the item number and go on. Start the tape again.

PART V.

Look at the illustrations and say aloud the time indicated using the 12-hour system. Your signal to speak will be the item number. When you hear "STOP," stop speaking and listen to what you should have said. If you didn't know what to say in the time provided, check the "Guide for Review." Start the tape now.



KEY TO SELF-EVALUATION QUIZ

PART I.

1. A
2. A
3. B
4. A
5. B
6. C
7. C

PART II.

1. A
2. B
3. B
4. C
5. A
6. B
7. C

PART IV.

1. 11:15
2. 2:50
3. 8:30
4. 5:20
5. 3:45
6. 1:40

GUIDE FOR REVIEW

If you missed any questions on any of the parts, do the supplementary exercises indicated.

Part I	Questions 1-7:	Do Supplementary Exercise A.
Part II	Questions 1-2: Questions 3-7:	Do Supplementary Exercise A. Do Supplementary Exercise B.
Part III	Questions 1-4, 6: Question 5:	Do Supplementary Exercise B. Do Supplementary Exercise A.
Part IV	Questions 1-6:	Do Supplementary Exercise C.
Part V	Questions 1-10:	Do Supplementary Exercise C.

SUPPLEMENTARY EXERCISE A.

1. Select the correct English equivalent for each of the following sentences.

a. Ich hole Sie am Bahnhof ab.

- (1) I'll get off at the railroad station.
- (2) I'll pick you up at the railroad station.

b. Holen Sie mich bitte um halb zwei ab.

- (1) Please pick me up at 1:30.
- (2) Please pick me up at 2:30.

c. Sie können am Flughafen einsteigen.

- (1) You can transfer at the airport.
- (2) You can get on at the airport.

d. Die Straßenbahnhaltestelle ist vorm Rathaus.

- (1) The streetcar stop is in front of the city hall.
- (2) The streetcar stop is in front of the department store.

- e. Ich bin auf der Polizei.
 (1) I am at the police station.
 (2) I am in front of the police station.
- f. Steigen Sie am Bahnhof aus?
 (1) Do you get on at the station?
 (2) Do you get off at the station?

KEY.

- a. (2) b. (1) c. (2) d. (1) e. (1) f. (2)

2. Cover the English sentences. Read the German sentences aloud and translate them into English.

- | | |
|---|--|
| a. Können Sie mich an der Drogerie abholen? | Can you pick me up at the drugstore? |
| b. Muß ich am Bahnhof umsteigen? | Do I have to transfer at the station? |
| c. Sie müssen am Marktplatz aussteigen. | You have to get off at the Marktplatz. |
| d. Ich gehe zur Kaserne. | I am going to the barracks. |
| e. Ich muß zum Bahnhof gehen. | I have to go to the railroad station. |
| f. Kann ich an der Post umsteigen? | Can I transfer at the post office? |
| g. Die Bushaltestelle ist vor der Bank. | The bus stop is in front of the bank. |
| h. Steigen Sie am Flughafen aus. | Get off at the airport. |

Now cover the German sentences and say the English sentences in German.

SUPPLEMENTARY SELF-EVALUATION QUIZ A

PART I.

Select the correct German equivalent.

1. Get off at Berliner Straße.
 - A. Steigen Sie an der Berliner Straße ein.
 - B. Steigen Sie an der Berliner Straße aus.
2. Do I have to transfer at the airport?
 - A. Muß ich am Flughafen umsteigen?
 - B. Muß ich am Flughafen bleiben?
3. Please pick me up at the railroad station.
 - A. Holen Sie mich bitte am Bahnhof ab.
 - B. Fahren Sie mich bitte zum Bahnhof.
4. I'm at the post office.
 - A. Ich bin vor der Post.
 - B. Ich bin auf der Post.
5. I'd like to get on at the Marktplatz.
 - A. Ich möchte am Marktplatz einsteigen.
 - B. Ich möchte am Marktplatz aussteigen.

KEY.

1. B 2. A 3. A 4. B 5. A

PART II.

Say the appropriate German phrase for each situation; then check with the key.

1. You want to tell a German that you would like to go to the post office. What do you say?
2. You want to say that you have to get off at the airport. What do you say?

3. You want to ask someone if he can pick you up at the railroad station. What do you say?
4. You want to ask someone where you have to transfer. What do you say?

KEY.

1. Ich möchte zur Post gehen.
2. Ich muß am Flughafen aussteigen.
3. Können Sie mich am Bahnhof abholen?
4. Wo muß ich umsteigen?

If you made no mistakes and do not have to do any other supplementary exercises, you may go on to Module VIII. If you did make a mistake, review this exercise.

SUPPLEMENTARY EXERCISE B.

1. Select the correct German equivalent.

- a. How do I get to your apartment?
 (1) Wie komme ich zu Ihrem Haus?
 (2) Wie komme ich zu Ihrer Wohnung?
- b. Where do I have to transfer?
 (1) Muß ich umsteigen?
 (2) Wo muß ich umsteigen?
- c. Are you going to pick me up?
 (1) Holen Sie mich ab?
 (2) Wo holen Sie mich ab?
- d. I'm in front of the barracks.
 (1) Ich bin vorm Kaufhaus.
 (2) Ich bin vor der Kaserne.
- e. I'll stay until 6:30.
 (1) Ich bleibe bis halb sieben.
 (2) Ich bleibe bis halb sechs.

KEY.

- a. (2) b. (2) c. (1) d. (2) e. (1)

2. Cover the right column and say the English sentences in German.

- | | |
|---------------------------------------|------------------------------|
| a. I'm in front of the barracks. | Ich bin vor der Kaserne. |
| b. Are you at the airport? | Sind Sie am Flughafen? |
| c. Where are you going to pick me up? | Wo holen Sie mich ab? |
| d. How do I get to your house? | Wie komme ich zu Ihrem Haus? |

- | | |
|---------------------------------|----------------------------|
| e. Do I have to transfer? | Muß ich umsteigen? |
| f. Where do I have to transfer? | Wo muß ich umsteigen? |
| g. I'll stay until 5:30. | Ich bleibe bis halb sechs. |

Do this exercise until you can say the German sentences correctly and without hesitation.

SUPPLEMENTARY SELF-EVALUATION QUIZ B

Cover the right column and say the English sentences in German.

- | | |
|---------------------------------|------------------------------|
| 1. I'm at the airport. | Ich bin am Flughafen. |
| 2. Are you going to pick me up? | Holen Sie mich ab? |
| 3. How do I get to your house? | Wie komme ich zu Ihrem Haus? |
| 4. Do I have to transfer? | Muß ich umsteigen? |
| 5. Where do I have to transfer? | Wo muß ich umsteigen? |
| 6. I'll stay until 5:30. | Ich bleibe bis halb sechs. |

If you made no mistakes and do not have to do any other supplementary exercises, go on to Module VIII.

SUPPLEMENTARY EXERCISE C.

1. Select the correct German time expression:

- a. 1:15
(1) Viertel vor eins
(2) Viertel nach eins
- b. 1:30
(1) halb eins
(2) halb zwei
- c. 1:45
(1) dreiviertel zwei
(2) dreiviertel eins
- d. 1:50
(1) zehn Minuten nach zwei
(2) zehn Minuten vor zwei

KEY.

- a. (2) b. (2) c. (1) d. (2)

2. Cover the English sentences and translate into German. Check your translations by uncovering the German sentences one at a time.

- | | |
|---|---------------------------------------|
| a. I'll come at two o'clock. | Ich komme um zwei Uhr. |
| b. I'll come at half past five. | Ich komme um halb sechs. |
| c. I'll come at twenty minutes to seven. | Ich komme zwanzig Minuten vor sieben. |
| d. I'll come at a quarter past eleven. | Ich komme um Viertel nach elf. |
| e. I'll come at five minutes after eight. | Ich komme fünf Minuten nach acht. |

- f. I'll come at a quarter
to two. Ich komme Viertel vor
zwei. (or, dreiviertel
zwei)

SUPPLEMENTARY SELF-EVALUATION QUIZ C

Say the following sentences in German. Cover the right column.

- | | |
|--|--|
| 1. I'll come at eight o'clock. | Ich komme um acht Uhr. |
| 2. I'll come at a quarter to four. | Ich komme um Viertel vor vier. |
| 3. I'll come twenty minutes past eleven. | Ich komme zwanzig Minuten nach elf. |
| 4. I'll come at half past twelve. | Ich komme um halb eins. |
| 5. I'll come at a quarter after three. | Ich komme um Viertel nach drei. (or, Viertel vier) |

If you made no mistakes, go on to Module VIII. If you did make a mistake, review Supplementary Exercise C.

VOCABULARY

abholen Ich hole Sie ab.	to pick up (a person) I'll pick you up.
abnehmen Nehmen Sie den Hörer ab.	to pick up (telephone) Pick up the receiver.
der Absender (Abs.)	sender
anrufen ich rufe an	to call (up) I call (up)
der Apparat 30 Pf. in den Apparat werfen. Bleiben Sie bitte am Apparat.	telephone Deposit 30 pfennig. Hold the line.
auf	at
aufgeben	to mail, send
der Augenblick Einen Augenblick, bitte.	moment One moment, please.
ausrichten Kann ich etwas aus- richten?	to deliver (a message) Can I take a message?
aussteigen Steigen Sie aus.	to get off Get off.
der Brief	letter
die Briefmarke	stamp
die Briefmarken	stamps
dreiviertel dreiviertel acht	three quarters a quarter to eight
der Empfänger	addressee
das Ferngespräch	long distance call

das Feuer	fire
der Freund einen Freund	friend (male) a friend (male)
die Freundin eine Freundin	friend (female), girl friend a friend (female), girl friend
die Geldrückgabe	money return
das Haus	house
hören	to hear
der Hörer Hörer abnehmen. Nehmen Sie den Hörer ab.	receiver Pick up the receiver. Pick up the receiver.
die Karte	card, postcard
es klingelt	it rings, it is ringing
lauter	louder, more loudly
die Luftpost mit Luftpost	air mail by air mail
der Luftpostbrief	air mail letter
ich muß Sie müssen	I have to, I must you have to, you must
nach	after, past
der Notruf	emergency assistance
das Ortsgespräch	local call
das Paket	package
die Postkarte	postcard

das Telefon	telephone
das Telefongespräch	telephone conversation
telefonieren	to make a phone call
das Telegramm	telegram
ein Telegramm aufgeben	to send a telegram
umsteigen	to transfer
Steigen Sie ... um.	Transfer ...
verstehen	to understand
vor	before, to, of
Viertel vor	a quarter to
die Vorwahl	area code
wählen	to dial
Nummer wählen.	Dial the number.
waren	were, was
wenn	when
werfen	to deposit
Wieviel Uhr?	What time?
die Wohnung	apartment
die Zelle	phone booth